

Independent Auditor's Report
To the members of Mahi Drugs Private Limited
Report on the Audit of the Financial Statements

Opinion

We have audited the accompanying IND AS financial statements of **Mahi Drugs Private Limited** ("the Company"), which comprise the Balance Sheet as at March 31, 2023, the Statement of Profit and Loss (including Other Comprehensive Income), the Statement of Changes in Equity and the Statement of Cash Flows for the year ended on that date and a summary of significant accounting policies and other explanatory information (hereinafter referred to as the "financial statements").

In our opinion and to the best of our information and according to the explanations given to us, the aforesaid financial statements give the information required by the Companies Act, 2013 ("the Act") in the manner so required and give a true and fair view in conformity with the Indian Accounting Standards prescribed under Section 133 of the Act read with the Companies Indian Accounting Standards ("Ind AS") Rules, 2015, as amended, and other accounting principles generally accepted in India, of the state of affairs of the Company as at March 31, 2023 and its Loss, total Comprehensive loss, changes in equity and its cash flows for the year ended on that date.

Basis for Opinion

We conducted our audit of the financial statements in accordance with the Standards on Auditing ("SA"s) specified under Section 143(10) of the Act. Our responsibilities under those Standards are further described in the Auditor's Responsibilities for the Audit of the financial Statements section of our report. We are independent of the Company in accordance with the Code of Ethics issued by the Institute of Chartered Accountants of India ("ICAI") together with the ethical requirements that are relevant to our audit of the financial statements under the provisions of the Act and the Rules made thereunder, and we have fulfilled our other ethical responsibilities in accordance with these requirements and the ICAI's Code of Ethics. We believe that the audit evidence obtained by us is sufficient and appropriate to provide a basis for our audit opinion on the financial statements.



Key Audit Matters

Key audit matters are those matters that, in our professional judgment, were of most significance in our audit of the financial statements of the current period. These matters were addressed in the context of our audit of the financial statements as a whole, and in forming our opinion thereon, and we do not provide a separate opinion on these matters.

We have determined the matters described below to be the key audit matters to be communicated in our report.

Sr. No.	Key Audit Matter	Auditor's Response
1	Accuracy of recognition, measurement, presentation and disclosures of revenues and other related balances in view of adoption of Ind AS 115 "Revenue from Contracts with Customers" (revenue accounting standard)	<p>Principal Audit Procedures</p> <p>We assessed the Company's process to identify the impact of adoption of the new revenue accounting standard.</p> <p>Our audit approach consisted testing of the design and operating effectiveness of the internal controls and substantive testing as follows:</p> <ul style="list-style-type: none"> • Evaluated the design of internal controls relating to implementation of the revenue accounting standard. • Selected a sample of continuing and contracts, and tested the operating effectiveness of the internal control, relating to identification of the distinct performance obligations and determination of transaction price. We carried out a combination of procedures involving enquiry and observation, reperformance and inspection of evidence in respect of operation of these controls. • Selected a sample of continuing and new contracts and performed the following procedures: <ol style="list-style-type: none"> 1. Read, analysed and identified the distinct performance obligations in these contracts.



		2. Considered the terms of the contracts to determine the transaction price including any variable consideration to verify the transaction price used to compute revenue and to test the basis of estimation of the variable consideration.
--	--	---

Information Other than the Financial Statements and Auditor’s Report Thereon

The Company’s Board of Directors is responsible for the other information. The other information comprises the information included in the Board’s Report including Annexures to Board’s Report, and Shareholder’s Information, but does not include the financial statements and our auditor’s report thereon.

Our opinion on the financial statements does not cover the other information and we do not express any form of assurance conclusion thereon.

In connection with our audit of the financial statements, our responsibility is to read the other information and, in doing so, consider whether the other information is materially inconsistent with the financial statements or our knowledge obtained during the course of our audit or otherwise appears to be materially misstated. If, based on the work we have performed, we conclude that there is a material misstatement of this other information, we are required to report that fact. We have nothing to report in this regard.

Management’s Responsibilities for the Financial Statements

The Company’s Board of Directors is responsible for the matters stated in section 134(5) of the Act with respect to the preparation of these financial statements that give a true and fair view of the financial position, financial performance, including other comprehensive income, changes in equity and cash flows of the Company in accordance with the Ind AS and other accounting principles generally accepted in India.

This responsibility also includes maintenance of adequate accounting records in accordance with the provisions of the Act for safeguarding the assets of the Company and for preventing and detecting frauds and other irregularities; selection and application of appropriate accounting policies; making judgments and estimates that are reasonable and prudent; and design, implementation and maintenance of adequate internal financial controls, that were operating effectively for ensuring the accuracy and completeness of the accounting records, relevant to the preparation and presentation of the financial statements that give a true and fair view and are free from material misstatement, whether due to fraud or error.



In preparing the financial statements, management is responsible for assessing the Company's ability to continue as a going concern, disclosing, as applicable, matters related to going concern and using the going concern basis of accounting unless the management either intends to liquidate the Company or to cease operations, or has no realistic alternative but to do so.

The Board of Directors is also responsible for overseeing the Company's financial reporting process.

Auditor's Responsibilities for the Audit of the Financial Statements

Our objectives are to obtain reasonable assurance about whether the financial statements as a whole are free from material misstatement, whether due to fraud or error, and to issue an auditor's report that includes our opinion. Reasonable assurance is a high level of assurance, but is not a guarantee that an audit conducted in accordance with SAs will always detect a material misstatement when it exists. Misstatements can arise from fraud or error and are considered material if, individually or in the aggregate, they could reasonably be expected to influence the economic decisions of users taken on the basis of these financial statements.

As part of an audit in accordance with SAs, we exercise professional judgment and maintain professional skepticism throughout the audit. We also:

- Identify and assess the risks of material misstatement of the financial statements, whether due to fraud or error, design and perform audit procedures responsive to those risks, and obtain audit evidence that is sufficient and appropriate to provide a basis for our opinion. The risk of not detecting a material misstatement resulting from fraud is higher than for one resulting from error, as fraud may involve collusion, forgery, intentional omissions, misrepresentations, or the override of internal control.
- Obtain an understanding of internal financial control relevant to the audit in order to design audit procedures that are appropriate in the circumstances. Under section 143(3)(i) of the Act, we are also responsible for expressing our opinion on whether the Company has adequate internal financial controls system in place and the operating effectiveness of such controls.
- Evaluate the appropriateness of accounting policies used and the reasonableness of accounting estimates and related disclosures made by the management.
- Conclude on the appropriateness of management's use of the going concern basis of accounting and, based on the audit evidence obtained, whether a



material uncertainty exists related to events or conditions that may cast significant doubt on the Company's ability to continue as a going concern. If we conclude that a material uncertainty exists, we are required to draw attention in our auditor's report to the related disclosures in the financial statements or, if such disclosures are inadequate, to modify our opinion. Our conclusions are based on the audit evidence obtained up to the date of our auditor's report. However, future events or conditions may cause the Company to cease to continue as a going concern.

- Evaluate the overall presentation, structure and content of the financial statements, including the disclosures, and whether the financial statements represent the underlying transactions and events in a manner that achieves fair presentation.

Materiality is the magnitude of misstatements in the financial statements that, individually or in aggregate, makes it probable that the economic decisions of a reasonably knowledgeable user of the financial statements may be influenced. We consider quantitative materiality and qualitative factors in (i) planning the scope of our audit work and in evaluating the results of our work; and (ii) to evaluate the effect of any identified misstatements in the financial statements.


We communicate with those charged with governance regarding, among other matters, the planned scope and timing of the audit and significant audit findings, including any significant deficiencies in internal control that we identify during our audit.

We also provide those charged with governance with a statement that we have complied with relevant ethical requirements regarding independence, and to communicate with them all relationships and other matters that may reasonably be thought to bear on our independence, and where applicable, related safeguards.

From the matters communicated with those charged with governance, we determine those matters that were of most significance in the audit of the financial statements of the current period and are therefore the key audit matters. We describe these matters in our auditor's report unless law or regulation precludes public disclosure about the matter or when, in extremely rare circumstances, we determine that a matter should not be communicated in our report because the adverse consequences of doing so would reasonably be expected to outweigh the public interest benefits of such communication.

Report on Other Legal and Regulatory Requirements

1. As required by the Companies (Auditor's Report) Order, 2020 (the "Order") issued by the Central Government of India in terms of Section 143(11) of the Act:



we give in "Annexure A" a statement on the matters specified in paragraphs 3 and 4 of the Order to the extent applicable.

2. As required by Section 143(3) of the Act, based on our audit we report that:

a) We have sought and obtained all the information and explanations which to the best of our knowledge and belief were necessary for the purposes of our audit.

b) In our opinion, proper books of account as required by law have been kept by the Company so far as it appears from our examination of those books.

c) The Balance Sheet, the Statement of Profit and Loss including Other Comprehensive loss, Statement of Changes in Equity and the Statement of Cash Flows dealt with by this Report are in agreement with the books of account.

d) In our opinion, the aforesaid financial statements comply with the Ind AS specified under Section 133 of the Act read with Companies Indian accounting standard rules 2015 as amended.


e) On the basis of the written representations received from the directors as on March 31, 2023 taken on record by the Board of Directors, none of the directors is disqualified as on March 31, 2023 from being appointed as a director in terms of Section 164(2) of the Act.

f) With respect to the adequacy of the internal financial controls over financial reporting of the Company and the operating effectiveness of such controls, refer to our separate Report in "Annexure B". Our report expresses an unmodified opinion on the adequacy and operating effectiveness of the Company's internal financial controls over financial reporting.

g) With respect to the other matters to be included in the Auditor's Report in accordance with the requirements of section 197(16) of the Act, as amended:

In our opinion and to the best of our information and according to the explanations given to us, no remuneration was paid to its directors during the year.


h) With respect to the other matters to be included in the Auditor's Report in accordance with Rule 11 of the Companies (Audit and Auditors) Rules, 2014, as amended, in our opinion and to the best of our information and according to the explanations given to us:



- i. The Company has disclosed the impact of pending litigations on its financial position in its financial statements.
- ii. The Company has made provision, as required under the applicable law or accounting standards, for material foreseeable losses, if any, on long-term contracts including derivative contracts.
- iii. There are no amounts which are required to be transferred to the Investor Education and Protection Fund by the Company.
- iv. (a) The Management has represented that, to the best of its knowledge and belief, no funds (which are material either individually or in the aggregate) have been advanced or loaned or invested (either from borrowed funds or share premium or any other sources or kind of funds) by the Company to or in any other person or entity, including foreign entity ("Intermediaries"), with the understanding, whether recorded in writing or otherwise, that the Intermediary shall, whether, directly or indirectly lend or invest in other persons or entities identified in any manner whatsoever by or on behalf of the Company ("Ultimate Beneficiaries") or provide any guarantee, security or the like on behalf of the Ultimate Beneficiaries;

(b) The Management has represented, that, to the best of its knowledge and belief, no funds (which are material either individually or in the aggregate) have been received by the Company from any person or entity, including foreign entity ("Funding Parties"), with the understanding, whether recorded in writing or otherwise, that the Company shall, whether, directly or indirectly, lend or invest in other persons or entities identified in any manner whatsoever by or on behalf of the Funding Party ("Ultimate Beneficiaries") or provide any guarantee, security or the like on behalf of the Ultimate Beneficiaries;

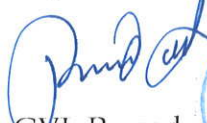
(c) Based on the audit procedures that have been considered reasonable and appropriate in the circumstances, nothing has come to our notice that has caused us to believe that the representations under sub-clause (i) and (ii) of Rule 11(e), as provided under (a) and (b) above, contain any material misstatement.




v. The Company has not declared or paid dividend during the year. Hence, the provisions relating to the compliance with section 123 of the Act are not applicable.

Place: Hyderabad
Date: 29.05.2023

For Rambabu & Co.,
Chartered Accountants
Reg. No.002976S


GVL Prasad
Partner
M.No.026548



UDIN:23026548BGTYTE9942

Annexure 'A' to the Independent Auditor's Report

(Referred to in paragraph 1 under 'Report on Other Legal and Regulatory Requirements' section of our report to the Members of Mahi Drugs Private Limited of even date)

To the best of our information and according to the explanations provided to us by the Company and the books of account and records examined by us in the normal course of audit, we state that:

- i. In respect of the Company's Property, Plant and Equipment and Intangible Assets:
 - (a) (A) The Company has maintained proper records showing full particulars, including quantitative details and situation of Property, Plant and Equipment.

(B) The Company has maintained proper records showing full particulars of intangible assets.
 - (b) The Company has a program of physical verification of Property, Plant and Equipment so as to cover all the assets once in three years which, in our opinion, is reasonable having regard to the size of the Company and the nature of its assets. Pursuant to the program, certain Property, Plant and Equipment were due for verification during the year and were physically verified by the Management during the year. According to the information and explanations given to us, no material discrepancies were noticed on such verification.
 - (c) The title deeds of all the immovable properties (other than properties where the Company is the lessee and the lease agreements are duly executed in favour of the lessee) disclosed in the financial statements are held in the name of the Company.
 - (d) The Company has not revalued any of its Property, Plant and Equipment and intangible assets during the year.
 - (e) According to information and explanations given to us and on the basis of our examination of the records of the Company, there are no proceedings initiated or pending against the Company for holding any benami property under the Benami Transactions (Prohibition) Act, 1988 as amended and rules made thereunder.



- ii. The physical verification of inventory has been conducted at reasonable intervals by the Management during the year and no discrepancies of 10% or more in aggregate for each class of inventory were noticed on such physical verification.

In our opinion and based on the information and explanations given to us, the coverage and procedure of such verification by the management is appropriate having regard to the size of the Company and the nature of its operations. No discrepancies of 10% or more in the aggregate for each class of inventories were noticed on such physical verification of inventories.

(b) The Company has not been sanctioned working capital limits in excess of ₹ 5 crore, in aggregate, at any point of time during the year, from banks or financial institutions on the basis of security of current assets and hence reporting under clause 3(ii)(b) of the Order is not applicable.

- iii. During the year the company has not made investments in, provided any guarantee or security or granted any loans or advances in the nature of loans, secured or unsecured, to companies, firms, Limited Liability Partnerships or any other parties. Hence, other sub clauses under this clause are not applicable.
- iv. According to the information and explanations given to us and on the basis of our examination of records of the Company, during the year, the Company has neither made any investments nor has it given loans or provided guarantee or security and therefore the relevant provisions of Sections 185 and 186 of the Act ("the Act") are not applicable to the Company. Accordingly, clause 3(iv) of the Order is not applicable.
- v. The Company has not accepted any deposits or amounts which are deemed to be deposits. Hence, reporting under clause 3(v) of the Order is not applicable.
- vi. The maintenance of cost records has not been specified by the Central Government under sub-section (1) of section 148 of the Companies Act, 2013 and rules made there under for the business activities carried out by the Company. Hence, reporting under clause (vi) of the Order is not applicable to the Company for the year under consideration.
- vii. In respect of statutory dues:
- (a) In our opinion, the Company has generally been regular in depositing undisputed statutory dues, including Goods and Services tax, Provident Fund, Employees' State Insurance, Income Tax, Customs Duty, Cess and other material statutory dues applicable to it with the appropriate authorities. There were no undisputed amounts payable in respect of Goods



and Service tax, Provident Fund, Employees' State Insurance, Income Tax, Customs Duty, Cess and other material statutory dues in arrears as at March 31, 2023 for a period of more than six months from the date they became payable.

(b) There were no statutory dues which have not been deposited as on March 31, 2023 on account of disputes.

viii. There were no transactions relating to previously unrecorded income that have been surrendered or disclosed as income during the year in the tax assessments under the Income Tax Act, 1961 (43 of 1961).

ix. (a) In our opinion, the Company has not defaulted in repayment of any loans or other borrowings or in the payment of interest thereon to any lender.

(b) The Company has not been declared willful defaulter by any bank or financial institution or government or any government authority.

(c) In our opinion and according to the information and explanations given to us term loans were applied for the same purpose for which the loans were obtained.

(d) According to information and explanations given to us and on overall information of financial statements of the company, we report that no one funds raised on short term basis have been used for long term purposes of the company.

(e) According to the information and explanations given to us by the management and examination of the records of the Company, the Company is not having any investments. Accordingly, provisions of the clause 3(ix)(e) of the Order is not applicable to the Company.

(f) According to the information and explanations given to us by the management and examination of the records of the Company, the Company is not having any investments. Accordingly, provisions of the clause 3(ix)(f) of the Order is not applicable to the Company.

x. (a) The Company has not raised moneys by way of initial public offer or further public offer (including debt instruments) during the year and hence reporting under clause 3(x)(a) of the Order is not applicable.

(b) During the year, the Company has made preferential allotment or private placement of shares. In our opinion, the Company has complied with the provisions of section 42 of the Companies Act, 2013 in respect of the preferential allotment of shares during the year. According to the information and explanations given by the



Management, we report that the amounts raised have been used for the purposes for which the funds were raised.

- xi. (a) No fraud by the Company and no material fraud on the Company has been noticed or reported during the year.
- (b) No report under sub-section (12) of section 143 of the Companies Act has been filed in Form ADT-4 as prescribed under rule 13 of Companies (Audit and Auditors) Rules, 2014 with the Central Government, during the year and upto the date of this report.
- (c) As represented to us by the management, there are no whistle blower complaints received by the company during the year.
- xii. The Company is not a Nidhi Company and hence reporting under clause (xii) of the Order is not applicable.
- xiii. In our opinion, the Company is in compliance with Section 177 and 188 of the Companies Act, 2013 with respect to applicable transactions with the related parties and the details of related party transactions have been disclosed in the financial statements as required by the applicable accounting standards.
- xiv. (a) In our opinion and based on examination the company does not have an internal audit system and it is not required to have an internal audit system as per provisions of the Companies Act, 2013.
- (b) The Company did not have an internal audit system for the period under audit.
- xv. In our opinion during the year the Company has not entered into any non-cash transactions with its Directors or persons connected with its directors, and hence provisions of section 192 of the Companies Act, 2013 are not applicable to the Company.
- xvi. (a) In our opinion, the Company is not required to be registered under section 45-1A of the Reserve Bank of India Act, 1934. Hence, reporting under clause 3(xvi)(a), (b) and (c) of the Order is not applicable.
- (b) In our opinion, there is no core investment company within the Group (as defined in the Core Investment Companies (Reserve Bank) Directions, 2016) and accordingly reporting under clause 3(xvi)(d) of the Order is not applicable.
- xvii. The Company has not incurred cash losses during the financial year covered by our audit and the immediately preceding financial year.



- xviii. There has been no resignation of the statutory auditors of the Company during the year. Accordingly, requirement to report under clause 3(xviii) of the order is not applicable.
- xix. On the basis of the financial ratios, ageing and expected dates of realization of financial assets and payment of financial liabilities, other information accompanying the financial statements and our knowledge of the Board of Directors and Management plans and based on our examination of the evidence supporting the assumptions, nothing has come to our attention, which causes us to believe that any material uncertainty exists as on the date of the audit report indicating that Company is not capable of meeting its liabilities existing at the date of balance sheet as and when they fall due within a period of one year from the balance sheet date. We, however, state that this is not an assurance as to the future viability of the Company. We further state that our reporting is based on the facts up to the date of the audit report and we neither give any guarantee nor any assurance that all liabilities falling due within a period of one year from the balance sheet date, will get discharged by the Company as and when they fall due.
- xx. In our opinion and according to the information and explanations given to us, the provisions of CSR are not applicable to the Company. Accordingly, reporting under clauses 3(xx)(a) and (b) of the Order are not applicable.

Place: Hyderabad

Date: 29.05.2023

UDIN: **23026548BGTYTE9942**

For Rambabu & Co.,
Chartered Accountants
Reg. No.002976S


GVL Prasad
Partner

M.No.026548



Annexure "B" to the Independent Auditor's Report

(Referred to in paragraph 1(f) under 'Report on Other Legal and Regulatory Requirements' section of our report to the Members of Mahi Drugs Private Limited of even date)

Report on the Internal Financial Controls Over Financial Reporting under Clause (i) of sub-section 3 of Section 143 of the Companies Act, 2013 (the "Act")

We have audited the internal financial controls over financial reporting of Mahi Drugs Private Limited (the "Company") as of March 31, 2023 in conjunction with our audit of the Ind AS financial statements of the Company for the year ended on that date.

Management's Responsibility for Internal Financial Controls

The Management of the Company is responsible for establishing and maintaining internal financial controls based on the internal control over financial reporting criteria established by the Company considering the essential components of internal control stated in the Guidance Note on Audit of Internal Financial Controls over Financial Reporting issued by the Institute of Chartered Accountants of India (the "ICAI"). These responsibilities include the design, implementation and maintenance of adequate internal financial controls that were operating effectively for ensuring the orderly and efficient conduct of its business, including adherence to company's policies, the safeguarding of its assets, the prevention and detection of frauds and errors, the accuracy and completeness of the accounting records, and the timely preparation of reliable financial information, as required under the Act.

Auditor's Responsibility

Our responsibility is to express an opinion on the Company's internal financial controls over financial reporting of the Company based on our audit. We conducted our audit in accordance with the Guidance Note on Audit of Internal Financial Controls Over Financial Reporting (the "Guidance Note") issued by the ICAI and the Standards on Auditing prescribed under Section 143(10) of the Companies Act, 2013, to the extent applicable to an audit of internal financial controls. Those Standards and the Guidance Note require that we comply with ethical requirements and plan and perform the audit to obtain reasonable assurance about whether adequate internal financial controls over financial reporting was established and maintained and if such controls operated effectively in all material respects.



Our audit involves performing procedures to obtain audit evidence about the adequacy of the internal financial controls system over financial reporting and their operating effectiveness. Our audit of internal financial controls over financial reporting included obtaining an understanding of internal financial controls over financial reporting, assessing the risk that a material weakness exists, and testing and evaluating the design and operating effectiveness of internal control based on the assessed risk. The procedures selected depend on the auditor's judgment, including the assessment of the risks of material misstatement of the financial statements, whether due to fraud or error.

We believe that the audit evidence we have obtained is sufficient and appropriate to provide a basis for our audit opinion on the Company's internal financial controls system over financial reporting.

Meaning of Internal Financial Controls over Financial Reporting

A company's internal financial control over financial reporting is a process designed to provide reasonable assurance regarding the reliability of financial reporting and the preparation of financial statements for external purposes in accordance with generally accepted accounting principles. A company's internal financial control over financial reporting includes those policies and procedures that (1) pertain to the maintenance of records that, in reasonable detail, accurately and fairly reflect the transactions and dispositions of the assets of the company; (2) provide reasonable assurance that transactions are recorded as necessary to permit preparation of financial statements in accordance with generally accepted accounting principles, and that receipts and expenditures of the company are being made only in accordance with authorizations of management and directors of the company; and (3) provide reasonable assurance regarding prevention or timely detection of unauthorized acquisition, use, or disposition of the company's assets that could have a material effect on the financial statements.

Inherent Limitations of Internal Financial Controls over Financial Reporting

Because of the inherent limitations of internal financial controls over financial reporting, including the possibility of collusion or improper management override of controls, material misstatements due to error or fraud may occur and not be detected. Also, projections of any evaluation of the internal financial controls over financial reporting to future periods are subject to the risk that the internal financial control over financial reporting may become inadequate because of changes in conditions, or that the degree of compliance with the policies or procedures may deteriorate.




Opinion

In our opinion, to the best of our information and according to the explanations given to us, the Company has, in all material respects, an adequate internal financial controls system over financial reporting and such internal financial controls over financial reporting were operating effectively as at March 31, 2023, based on the criteria for internal financial control over financial reporting established by the Company considering the essential components of internal control stated in the Guidance Note on Audit of Internal Financial Controls Over Financial Reporting issued by the ICAI.

Place: Hyderabad
Date: 29.05.2023

For Rambabu & Co.,
Chartered Accountants
Reg. No.002976S


GVL Prasad
Partner
M.No.026548



UDIN:23026548BGTYTE9942

Mahi Drugs Private Limited
Balance Sheet as at 31st March, 2023

(All amounts in Indian Rupees in Lakhs, unless otherwise stated)

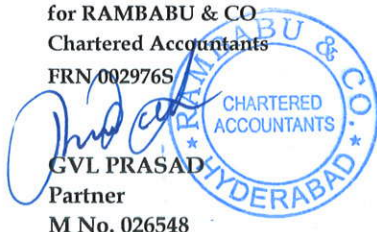
S No	Particulars	Note	As at 31.03.2023	As at 31.03.2022
I	ASSETS			
1	Non-Current Assets			
	(a) Property, Plant and Equipment	4	8,874.32	4,330.32
	(b) Capital Work-in-Progress	4	-	2,997.29
	(c) Financial Assets			
	Other Financial Assets	6	42.99	42.99
	(d) Other Non-Current Assets	7	-	53.73
	Total		8,917.31	7,424.33
2	Current Assets			
	(a) Inventories	8	739.93	459.72
	(b) Financial Assets			
	(i) Trade Receivables	9	54.23	5.75
	(ii) Cash and Cash Equivalents	10	112.64	3.96
	(iii) Bank Balances other than (ii) above	11	233.21	221.48
	(c) Other Current Assets	12	483.41	554.12
	(d) Current Tax Assets (Net)	13	17.38	41.38
	Total		1,640.80	1,286.41
	Total Assets		10,558.11	8,710.74
II	EQUITY AND LIABILITIES			
1	Equity:			
	(a) Equity Share Capital	14	707.26	636.85
	(b) Other Equity	15	4,193.83	3,168.55
	Total		4,901.09	3,805.40
2	LIABILITIES			
A	Non-Current Liabilities			
	(a) Financial liabilities			
	Borrowings	16	897.17	1,348.54
	(b) Provisions	17	47.84	25.48
	(c) Deferred Tax Liabilities (Net)	18	86.40	81.23
	Total		1,031.41	1,455.25
B	Current Liabilities			
	(a) Financial Liabilities			
	(i) Borrowings	19	452.44	403.87
	(ii) Trade Payables			
	(a) Dues to Micro & Small Enterprises	20	5.45	7.65
	(b) Dues to Creditors Otherthan Micro & Small Enterprises	20	508.78	696.70
	(iii) Other Financial Liabilities	21	743.79	378.44
	(b) Provisions	17	1.79	1.12
	(c) Other Current Liabilities	22	2,913.36	1,962.31
	Total		4,625.61	3,450.09
	Total Liabilities		5,657.02	4,905.34
	Total Equity and Liabilities		10,558.11	8,710.74
	Significant Accounting Policies	3		

The accompanying notes are an integral part of the financial statements

as per our report of even date

for RAMBABU & CO
Chartered Accountants

FRN/002976S



GVL PRASAD
Partner
M No. 026548

for and on behalf of the Board
Mahi Drugs Private Limited



TVVSN MURTHY
Director
DIN: 00465198

T V PRAVEEN
Managing Director
DIN:08772030

Place : Hyderabad
Date : 29th May,2023

Mahi Drugs Private Limited.**Statement of Profit and Loss for the year ended 31st March, 2023**

(All amounts in Indian Rupees in Lakhs, unless otherwise stated)

S No	Particulars	Note	Year Ended 31.03.2023	Year Ended 31.03.2022
1	Income			
	Revenue from Operations	23	3,547.42	3,236.98
	Other Income	24	19.08	20.42
	Total Income		3,566.50	3,257.40
2	Expenses			
	Cost of Materials Consumed	25	1,652.80	1,623.34
	Changes in Inventories	26	(185.24)	(199.83)
	Manufacturing Expenditure	27	701.99	675.39
	Employee Benefits Expense	28	870.53	738.85
	Finance Cost	29	170.05	154.89
	Depreciation and Amortization Expense	30	261.57	201.56
	Other Expenses	31	110.09	87.80
	Total Expenses		3,581.79	3,282.00
3	Profit Before Tax (1-2)		(15.29)	(24.60)
4	Tax Expense			
	(a) Current Tax	32		
	(i) relating to Current Period		-	-
	(ii) relating to Earlier Year		-	(0.15)
	(b) Deferred Tax		6.07	(16.31)
	Total Taxes		6.07	(16.46)
5	Profit After Tax for the Year (3-4)		(21.36)	(8.14)
	Other Comprehensive Income/(Loss)			
	Items that will not be reclassified to Profit/(Loss)	33		
6	Remeasurement Gain/(Loss) of the defined benefit plans		(3.46)	2.01
7	Income Tax effect on the above		(0.90)	0.56
8	Other Comprehensive Income/(Loss) After Tax for the Year(6-7)		(2.56)	1.45
9	Total Comprehensive Income/(Loss) for the Year (5+8)		(23.92)	(6.69)
	Earnings Per Share (Face Value of Rs.10/- each)			
	Basic / Diluted	34	(0.30)	(0.17)
	Significant Accounting Policies	3		

The accompanying notes are an integral part of the financial statements

as per our report of even date

for RAMBABU & CO

Chartered Accountants

FRN 002976S

GVL PRASAD

Partner

M No. 026548

for and on behalf of the Board
Mahi Drugs Private Limited

TVVSN MURTHY

Director

DIN No: 00465198

T V PRAVEEN

Managing Director

DIN:08772030

Place : Hyderabad

Date : 29th May, 2022

Mahi Drugs Private Limited.**Statement of Changes in Equity for the Year Ended 31st March, 2023**

(All amounts in Indian Rupees in Lakhs, unless otherwise stated)

a. Equity Share Capital

Particulars	As at 31st March, 2023		As at 31st March, 2022	
	Number of Shares	Amount	Number of Shares	Amount
At the Beginning of the Year	6,368,489	636.85	4,715,100	471.51
Changes in Equity Share Capital				
Issue of Fresh Shares on preferential basis	704,161	70.41	1,653,389	165.34
At the End of the Year	7,072,650	707.26	6,368,489	636.85


b. Other Equity


	Security Premium	Retained Earnings	Total
Balance as at 01st April, 2021	-	711.69	711.69
Profit for the Year	-	(8.14)	(8.14)
Other Comprehensive Income for the Year, net of Income Tax	-	1.45	1.45
Total Comprehensive Income for the Year	-	(6.69)	(6.69)
Security Premium on issue of additional Equity on preferential basis	2,463.55	-	2,463.55
Balance as at 31st March, 2022	2,463.55	705.00	3,168.55
Balance as at 01st April, 2022	2,463.55	705.00	3,168.55
Profit for / (Loss) the Year	-	(21.36)	(21.36)
Other Comprehensive Income for the Year, net of Income Tax	-	(2.56)	(2.56)
Total Comprehensive Income for the Year	-	(23.92)	(23.92)
Security Premium on issue of additional Equity on preferential basis	1,049.20	-	1,049.20
Balance as at 31st March, 2023	3,512.75	681.08	4,193.83

Note: 7,04,161 Equity Shares are issued on preferential basis @ premium of Rs.149/- per share of Rs.10/- each (Previous year 16,53,389 Equity Shares issued on preferential basis @ premium of Rs.149/- per share of Rs.10/- each)


The accompanying notes are an integral part of the financial statements

as per our report of even date
for RAMBABU & CO
Chartered Accountants
FRN 002976S


GVL PRASAD
Partner
M No. 026548



for and on behalf of the Board
Mahi Drugs Private Limited


TVVSN MURTHY
Director
DIN No: 00465198


T V PRAVEEN
Managing Director
DIN:08772030



Place : Hyderabad
Date : 29th May, 2022

Mahi Drugs Private Limited.

Statement of Cash Flow for the Year Ended 31st March, 2023


(All amounts in Indian Rupees in Lakhs, unless otherwise stated)

Particulars	For the Year ended 31st March, 2023	For the Year ended 31st March, 2022
A Cash Flow from Operating Activities		
Profit Before Income Tax	(15.29)	(24.60)
Adjustments for:		
Depreciation and amortisation expense	261.57	201.56
Interest Income	(13.03)	(14.19)
Interest on Non Current Borrowings	166.58	148.97
Provision for Employee Benefits	19.58	17.18
Amortisation of Transaction Cost on Borrowings	1.11	1.11
	<u>420.52</u>	<u>330.03</u>
Change in Operating Assets and Liabilities		
(Increase)/Decrease in Trade Receivables	(48.48)	409.84
(Increase)/Decrease in Inventories	(280.21)	(159.93)
(Increase)/Decrease in Other Non Current Financial Assets	-	(13.55)
(Increase)/Decrease in Other Non Current Asset	53.73	53.50
(Increase)/Decrease in Other current Financial Assets	-	(12.57)
(Increase)/Decrease in Other Current Assets	70.70	(305.07)
Increase/(Decrease) in Trade Payables	(179.35)	243.62
Increase/(Decrease) in Other Current Liabilities	951.05	(188.56)
	<u>567.44</u>	<u>27.28</u>
Cash generated from Operations	987.96	357.31
Income Taxes Paid	24.01	(14.75)
Net Cash Inflow from Operating Activities "A"	<u>1,011.97</u>	<u>342.56</u>
B Cash flows from Investing Activities		
Payments for Purchase of Property, Plant and Equipment	(1,464.18)	(2,618.89)
Proceeds from sale of Property, Plant and Equipment	10.47	10.47
Proceeds from Issue of Shares	1,119.62	2,628.89
Interest received on Deposits	13.03	14.19
Fixed Deposits made	(11.73)	-
Net Cash Outflow from Investing Activities "B"	<u>(332.79)</u>	<u>34.66</u>
C Cash flows from Financing Activities		
Repayment of Long Term Borrowings	(403.91)	(231.57)
Interest Paid on Borrowings	(166.58)	(148.97)
Net Cash (Outflow) from Financing Activities "C"	<u>(570.49)</u>	<u>(380.54)</u>
Net Increase (Decrease) in Cash and Cash Equivalents (A+B+C)	<u>108.68</u>	<u>(3.32)</u>
Cash and Cash Equivalents at the beginning of the Financial Year (Refer Note 10)	3.96	7.28
Cash and Cash Equivalents at End of the Year (Refer Note 10)	<u>112.64</u>	<u>3.96</u>

The accompanying notes are an integral part of the financial statements

The Cash Flow statement has been prepared under the indirect method as set out in Indian Accounting Standard (Ind AS 7) Statement of Cash Flows.

as per our report of even date
for RAMBABU & CO
Chartered Accountants
FRN 002976S



GVL PRASAD
Partner
M No. 026548

for and on behalf of the Board
Mahi Drugs Private Limited



TVVSN MURTHY
Director
DIN No: 00465198

T V PRAVEEN
Managing Director
DIN:08772030

Place : Hyderabad
Date : 29th May,2022

Mahi Drugs Private Limited

Notes to the Financial Statements

(All amounts in Indian Rupees in Lakhs, unless otherwise stated)

4 Property, Plant and Equipment

	Particulars	Land	Buildings	Plant & Machinery	Data Processing Equipment	Furniture & Fixtures	Office Equipment	Vehicles	Total	Capital Work-in-Progress
	(1)	(2)	(3)	(4)	(5)	(6)	(7)	(8)	(9)	(10)
I	Year ended 31st March 2022									
A	Gross Carrying Amount									
1	Opening Gross Carrying Amount	234.39	392.33	961.08	15.55	17.08	2.95	0.59	1,623.97	3,515.60
2	Additions	-	1,036.41	2,233.79	16.04	56.27	0.04	-	3,342.55	2,824.24
3	Disposals / Transfers	-	-	(16.97)	-	-	-	-	(16.97)	(3,342.55)
4	Closing Gross Carrying Amount as at 31st March, 2022 (1+2+3)	234.39	1,428.74	3,177.90	31.59	73.35	2.99	0.59	4,949.55	2,997.29
B	Accumulated Depreciation									
5	Depreciation Charge during the Year	-	81.42	328.77	7.45	4.97	1.39	0.19	424.19	-
6	Disposals / Transfers	-	37.10	152.20	6.83	4.90	0.45	0.07	201.55	-
7	Closing Accumulated Depreciation as at 31st March, 2022 (5+6)	-	-	(6.50)	-	-	-	-	(6.50)	-
C	Net Carrying Amount as at 31st March, 2022 (4-7)	234.39	1,310.22	2,703.43	17.31	63.48	1.15	0.33	4,330.32	2,997.29
II	Year ended 31st March, 2023									
A	Gross Carrying Amount									
1	Opening Gross Carrying Amount	234.39	1,428.74	3,177.90	31.59	73.35	2.99	0.59	4,949.55	2,997.29
2	Additions	-	1,482.08	3,325.97	2.16	1.41	-	-	4,811.62	1,814.33
3	Disposals / Transfers	-	-	(10.47)	-	-	-	-	(10.47)	(4,811.62)
4	Closing Gross Carrying Amount as at 31st March, 2023 (1+2+3)	234.39	2,910.82	6,493.40	33.75	74.76	2.99	0.59	9,750.70	(0.00)
B	Accumulated Depreciation and Impairment									
5	Opening Accumulated Depreciation	-	118.52	474.47	14.28	9.87	1.84	0.26	619.24	-
6	Depreciation Charge during the Year	-	53.53	191.87	8.67	6.98	0.44	0.07	261.56	-
7	Disposals / Transfer	-	-	(4.42)	-	-	-	-	(4.42)	-
8	Closing Accumulated Depreciation and Impairment as at 31st March, 2023 (5+6+7)	-	172.05	661.92	22.95	16.85	2.28	0.33	876.38	-
C	Net Carrying Amount as at 31st March, 2023 (4-8)	234.39	2,738.77	5,831.48	10.80	57.91	0.71	0.26	8,874.32	(0.00)

4.1 Refer Note 37 for information on property, Plant and Equipment pledged as security by the Company

4.2 Refer Note 43 for disclosure of contractual commitments for the acquisition of property, plant and equipment.

Mahi Drugs Private Limited
Notes to the Financial Statements
(All amounts in Indian Rupees in Lakhs, unless otherwise stated)

5 Capital work-in-progress (CWIP) ageing schedule:

For the year ended 31st March, 2023

Particulars	Amount in CWIP for a period of				Total
	Less than 1 year	1-2 years	2-3 years	More than 3 years	
Projects in Progress	-	-	-	-	-
Projects temporarily suspended	-	-	-	-	-

For the year ended 31st March, 2022

Particulars	Amount in CWIP for a period of				Total
	Less than 1 year	1-2 years	2-3 years	More than 3 years	
Projects in Progress	2,502.88	484.05	10.36	-	2,997.29
Projects temporarily suspended	-	-	-	-	-

There is no CWIP whose completion is overdue or has exceeded its cost compared to its initial plan

Note	Particulars	As at 31.03.2023	As at 31.03.2022
6	Other Non-Current Financial Assets		
	Deposits Recoverable	42.99	42.99
	Total	42.99	42.99
7	Other Non-Current Assets		
	Capital Advances	-	53.73
		-	53.73
8	Inventories		
	(Cost or Net Realisable Value, whichever is lower and as valued and certified by the Management)		
	(a) Raw Materials	187.82	98.56
	(b) Stock in Process	484.45	344.55
	(c) Finished Goods	59.69	14.36
	(d) Coal & Fuel	7.97	2.25
	Total	739.93	459.72

Mahi Drugs Private Limited
Notes to the Financial Statements
 (All amounts in Indian Rupees in Lakhs, unless otherwise stated)

9 Trade Receivables

Particulars	As at	As at
	31.03.2023	31.03.2022
Considered good	54.23	5.75
Receivable from related parties	-	-
Credit impaired	-	-
	<u>54.23</u>	<u>5.75</u>
Less: Allowance for Doubtful Debts	-	-
Total	<u>54.23</u>	<u>5.75</u>

- a) No trade or other receivables are due from directors or other officers of the Company either severally or jointly with any other person.
- b) Trade receivables are non-interest bearing and are generally on terms of 30-120 days
- c) Of the trade receivables balance of Rs. 50.32 Lakhs is in aggregate (31st March,2022 Rs.5.14 Lakhs) is due from the Company's customers individually representing more than 5% of the total trade receivables balance.

Trade Receivables aging schedule for the year ended 31st March, 2023

Particulars	Outstanding from due date of payment					Total
	Less than 6 months	6 months- 1 year	1-2 years	2-3 years	More than 3 years	
i) Undisputed Trade Receivables - Considered good	54.23	-	-	-	-	54.23
ii) Undisputed Trade Receivables - Which have significant increase in Credit Risk	-	-	-	-	-	-
iii) Undisputed Trade Receivables - Credit impaired	-	-	-	-	-	-
iv) Disputed Trade receivables	-	-	-	-	-	-
Total	54.23	-	-	-	-	54.23

Trade Receivables aging schedule for the year ended 31st March, 2022

Particulars	Outstanding from due date of payment					Total
	Less than 6 months	6 months- 1 year	1-2 years	2-3 years	More than 3 years	
i) Undisputed Trade Receivables - Considered good	0.36	5.39	-	-	-	5.75
ii) Undisputed Trade Receivables - Which have significant increase in Credit Risk	-	-	-	-	-	-
iii) Undisputed Trade Receivables - Credit impaired	-	-	-	-	-	-
iv) Disputed Trade receivables	-	-	-	-	-	-
Total	0.36	5.39	-	-	-	5.75

Mahi Drugs Private Limited**Notes to the Financial Statements**

(All amounts in Indian Rupees in Lakhs, unless otherwise stated)

Note No.	Particulars	As at 31.03.2023	As at 31.03.2022
10	Cash and Cash Equivalents		
	(a) Balances with Banks		
	- in Current Accounts	112.45	3.75
	(b) Cash in Hand	0.19	0.21
	Total	112.64	3.96
11	Bank Balances other than Cash and Cash Equivalents		
	Fixed Deposits	233.21	221.48
	Total	233.21	221.48
12	Other Current Assets		
	(Unsecured Considered Good)		
	GST Credit Receivable	397.50	458.17
	Advance to Suppliers	38.53	26.59
	Prepaid Expenses	33.58	22.62
	Interest Receivable	2.17	1.01
	Other Advances and Receivables	11.63	45.73
	Total	483.41	554.12
13	Current Taxes (Net)	17.38	41.38
13.1	Advance Tax	-	20.00
	TDS Receivable	17.38	21.38
	Less: Provision for Income Tax	-	-
	Total	17.38	41.38

14 Equity Share Capital

Note	Particulars	As at 31.03.2023		As at 31.03.2022	
		Number of Shares	Amount	Number of Shares	Amount
	Authorised Share Capital				
	Number of Equity Shares of Rs. 10/- each	75,00,000	750.00	70,00,000	700.00
	Issued, Subscribed and Fully Paid Up				
	Number of Equity Shares of Rs. 10/- each	70,72,650	707.26	63,68,489	636.85
	Total	70,72,650.00	707.26	63,68,489.00	636.85

14.1 Reconciliation of Number of Equity Shares outstanding at the beginning and at the end of the Year

Particulars	As at 31st March, 2023		As at 31st March, 2022	
	Number of shares	Amount	Number of shares	Amount
Equity Shares				
At the beginning of the Year	63,68,489	636.85	47,15,100	471.51
Issued During the Year	7,04,161	70.41	16,53,389	165.34
At the end of the Year	70,72,650	707.26	63,68,489	636.85

14.2 Rights attached to Equity Shares

The Company has only one class of equity shares having face value of Rs.10/- per share. Each holder of equity shares is entitled to one vote per share at the general meetings of the Company. In the event of liquidation of the company, the holders of equity shares will be entitled to receive remaining assets of the company, after distribution of all preferential amounts. The distribution will be in proportion to the number of equity shares held by the shareholders.

14.3 Details of shareholders holding more than 5% shares in the Company

Particulars	As at 31st March, 2023		As at 31st March, 2022	
	Number of shares	% holding	Number of shares	% holding
SMS Life Sciences India Limited	42,43,590	60.00%	42,43,590	66.64%
Chemwerth	24,75,428	35.00%	17,71,267	27.81%
M. Madhu Rao	3,53,632	5.00%	3,53,632	5.55%

14.4 Details of shares held by the promoters of the Company

Equity Shares held by promoters as at 31st March, 2023 and 31st March 2022

Promoter Name	As at 31st March, 2023			As at 31st March, 2022		
	Number of shares	% of total shares	% Change during the year	Number of shares	% of total shares	% Change during the year
SMS Life Sciences India Limited	42,43,590	60.00%	(6.64)	42,43,590	66.64%	(33.36)

Mahi Drugs Private Limited
Notes to the Financial Statements
(All amounts in Indian Rupees in Lakhs, unless otherwise stated)

15 Other Equity

Particulars	As at 31.03.2023	As at 31.03.2022
Reserves and Surplus		
Security Premium	3,512.75	2,463.55
Retained Earnings	681.08	705.00
Total	4,193.83	3,168.55

15.1 Security Premium

Opening Balance	2,463.55	-
Additions	1,049.20	2,463.55
Closing Balance	3,512.75	2,463.55

Note: 7,04,161 Equity Shares issued on preferential basis @ premium of Rs.149/- per share of Rs.10/- each
(Previous year 16,53,389 Equity Shares issued on preferential basis @ premium of Rs.149/- per share of Rs.10/- each)

15.2 Retained Earnings

Opening Balance	705.00	711.69
Net profit for the Year	(21.36)	(8.14)
Items of Other Comprehensive Income		
Remeasurement Gain/(Loss) of the Defined Benefit Plans, net of tax	(2.56)	1.45
Closing balance	681.08	705.00

15.3 Nature & Purpose of Reserves

(i) Security Premium:

Securities Premium Reserve is used to record the premium on issue of shares. The reserve is utilised in accordance with the provisions of the Companies Act, 2013.

(ii) Retained Earnings:

The accumulated earnings after appropriation of total comprehensive income and related transfers. The company uses retained earnings in accordance with the provisions of the Companies Act.

(iii) Analysis of items of OCI, net of Tax

Re-measurement of defined benefit plans (refer note:33)

Re-measurement of defined plans comprises actuarial gains and losses and returns on plan assets

Mahi Drugs Private Limited
Notes to the Financial Statements
(All amounts in Indian Rupees in Lakhs, unless otherwise stated)

Note	Particulars	As at 31.03.2023	As at 31.03.2022
16	Non Current Borrowings		
16.1	Secured		
	(i) Foreign Currency Term Loan - RBL Bank	870.46	1,257.83
	(ii) Long Term Working Capital Loan GECL - RBL Bank Limited	26.71	90.71
	Sub Total	897.17	1,348.54
16.2	Current Maturities of Non Current Borrowings		
	Secured		
	(i) Foreign Currency Term Loan - RBL Bank	388.48	339.91
	(ii) Long Term Working Capital Loan GECL - RBL Bank Limited	63.96	63.96
	Total	452.44	403.87
	Amount disclosed under the head" Current Borrowings"	(452.44)	(403.87)
	Total	-	-

16.1.1 The Foreign Currency Loan (ECB) has been fully hedged and rate of conversion has been fixed @ Rs.69.37/-

16.1.2 Security Terms

(a) Term Loan availed from RBL Bank is secured by Exclusive charge of all movable and immovable fixed assets both present and future and of all current assets both present and future and guaranteed by T.V.Praveen, Managing Director, and Sri TVVSN Murthy, Director of the company, in their personal capacity.

(b) Long Term Working Capital Loan GECL (Gauranteed Emergency Credit Line) availed from RBL Bank is Gauranteed by National Credit Gaurantee Trustee and Second charge of all movable and immovable fixed assets both present and future and of all current assets both present and future.

(c) Corporate Gaurantee of the SMS Lifesciences India Limited, Holding Company.

(d) The carrying amounts of financial and non-financial assets pledged as security for current and non-current borrowings are disclosed in Note : 37.

16.1.3 Rate of Interest

(a) the Term Loan from RBL carries an interest @ 10.40% p.a

(b) The Term Loan GECL from RBL carries an interest rate @ 9.25% p.a

16.1.4 Terms of Repayment

(a) During the finalcial year 2019-20, the company has availed FC Term Loan from RBL Bank Limited amounting to Rs.1,942.36, Lakhs for funding the Expansion Project. The said loan is repayable in 24 Quarterly Installments commencing from September, 2020, as mentioed below

First 8 Quarters	Rs. 48.56 Lakhs Each
Next 16 Quarters	Rs. 97.12 Lakhs Each

(b) The company has availed Loan GECL from RBL Bank Limited amounting to Rs.192.00 Lakhs for Long term working capital requirements. The said loan is repayable in 36 Equal Monthly Instalments of Rs 5.33 Lakhs commencing from September, 2021.

16.1.5 Current Maturities of Long Term borrowings have been disclosed seperately under the head current borrowings (Refer Note No.19).

16.1.6 The Company has used the borrowings for the pupose for which it was taken.

Mahi Drugs Private Limited
Notes to the Financial Statements
(All amounts in Indian Rupees in Lakhs, unless otherwise stated)

Note	Particulars	As at 31.03.2023	As at 31.03.2022
17	Provisions		
	Employee Benefit Obligations		
	Non Current		
	Provison for Gratuity	27.19	13.25
	Provisin for compensated absence	20.65	12.23
	Sub Total	47.84	25.48
	Current		
	Provison for Gratuity	1.23	0.78
	Provisin for compensated absence	0.56	0.34
	Sub Total	1.79	1.12
	Total		
	Provison for Gratuity	28.42	14.03
	Provisin for compensated absence	21.21	12.57
	Grand Total	49.6350	26.60

18 Deferred Tax Liabilities (net)

The balance comprises Temporary Differences attributable to:

(a) Deferred Tax Liability			
(i) Property, Plant and Equipment	476.17	279.71	
(ii) Other Items giving raise to temporary difference	0.93	1.22	
Total	477.10	280.93	
(b) Deferred Tax Asset			
(i) Expenses allowable on Payment basis	14.02	7.91	
(ii) MAT Credit Entitlement	1.35	1.35	
(iii) Other Items giving raise to temporary difference	375.33	190.44	
Total	390.70	199.70	
Net Deferred Tax Liabilities (a)-(b)	86.40	81.23	

(c) Movement in Deferred Tax Liabilities

Particulars	Property, Plant and Equipment	Other Items	Total
As at 01st April, 2021	127.37	1.62	128.99
Charged/(Credited)	152.34	(0.40)	151.94
As at 31st March, 2022	279.71	1.22	280.93
Charged/(Credited)	196.46	(0.29)	196.17
As at 31st March, 2023	476.17	0.93	477.10

(d) Movement in Deferred Tax Assets

Particulars	Expenses allowable on Payment basis	MAT Credit Entitlement	Others	Total
As at 01st April, 2021	9.04	1.50	21.47	32.01
(Charged)/Credited	(1.13)	(0.15)	168.97	167.69
As at 31st March, 2022	7.91	1.35	190.44	199.70
(Charged)/Credited	6.11	-	184.89	191.00
As at 31st March, 2023	14.02	1.35	375.33	390.70

Mahi Drugs Private Limited
Notes to the Financial Statements
(All amounts in Indian Rupees in Lakhs, unless otherwise stated)

Note No.	Particulars	As at 31.03.2023	As at 31.03.2022
----------	-------------	------------------	------------------

19 Current Borrowings

Current Maturities of long term borrowings		452.44	403.87
Total		452.44	403.87

20 Trade Payables

(a) Creditors for Supply of Materials			
(i) Due to Micro and Small Enterprises		5.45	7.65
(ii) Dues to other than Micro and Small Enterprises		508.78	696.70
Total		514.23	704.35

Trade Payables

Particulars	Mach 31,2023	March31,2022
Valued at amortised cost		
. Total Outstanding dues to creditors other than Micro and Small Enterprises	508.78	696.70
. Outstanding dues to related parties	-	-
Total	508.78	696.70
. Total outstanding dues to Micro and Small Enterprises	5.45	7.65
Total	514.23	704.35

Terms and conditions of the above financial liabilities:

Trade Payables are non-interest bearing and normally settled on 30-120 day terms.

For explanations on the company's credit risk management processes, refer note no.40.

Trade payables ageing schedule for the year ended March 31,2023

Particulars	Less than 1 year	1-2 years	2-3 years	More than 3 years	Total
i) Micro & Small Enterprises	5.45	-	-	-	5.45
ii) Others	505.95	1.71	0.63	0.49	508.78
iii) Disputed dues	-	-	-	-	-
Total	511.40	1.71	0.63	0.49	514.23

Trade payables ageing schedule for the year ended March31, 2022

Particulars	Less than 1 year	1-2 years	2-3 years	More than 3 years	Total
i) Micro & Small Enterprises	7.65	-	-	-	7.65
ii) Others	695.90	0.74	0.02	0.04	696.70
iii) Disputed dues	-	-	-	-	-
Total	703.55	0.74	0.02	0.04	704.35

Note No.	Particulars	As at 31.03.2023	As at 31.03.2022
----------	-------------	------------------	------------------

21 Other Financial Liabilities

Current			
Capital Creditors		654.24	299.67
Creditors for Expenses		89.55	78.77
Total		743.79	378.44

22 Other Current Liabilities

Statutory dues Payable		10.33	8.84
Advance from Customers		2,898.74	1,949.64
Employee Benefits Payable		4.29	3.83
Total		2,913.36	1,962.31

22.1 Advance from Customers Includes an amount of Rs.2,325.78 Lakhs (previous year Rs. 1,760.76 Lakhs) received from holding Company. Viz. SMS Lifesciences India Limited, and Rs. 565.82 Lakhs (Previous year Rs. 181.74 Lakhs) received from other related party.

Mahi Drugs Private Limited
Notes to the Financial Statements
(All amounts in Indian Rupees in Lakhs, unless otherwise stated)

Note No	Particulars	Year Ended 31.03.2023	Year Ended 31.03.2022
23	Revenue from Operations		
	(a) Sale of Products	3,200.17	2,791.10
	Less: Goods and Service Tax	485.04	416.91
	Net Revenue from Sales	<u>2,715.13</u>	<u>2,374.19</u>
	(b) Income from Services		
	Conversion Charges	737.68	929.74
	Less: Goods and Service Tax	112.53	99.62
	Net Revenue from Services	<u>625.15</u>	<u>830.12</u>
	(c) Other Operating Income		
	Export Incentives	0.78	-
	Other Operating Income	206.36	32.67
	Net Other Operating Income	<u>207.14</u>	<u>32.67</u>
	Total Net Revenue from Operations	<u><u>3,547.42</u></u>	<u><u>3,236.98</u></u>
24	Other Income		
	(a) Interest Income	18.05	15.31
	(b) Net Gain on Foreign Exchange	-	-
	(b) Miscellaneous Income (Net of GST)	1.03	5.11
	Total	<u>19.08</u>	<u>20.42</u>
25	Cost of Materials Consumed		
	Raw Materials & Packing Materials		
	Stock at the Beginning of the Year	98.56	139.88
	Add: Purchases	1,742.06	1,582.02
	Less: Stock at the End of the Year	187.82	98.56
	Total Materials Consumed	<u>1,652.80</u>	<u>1,623.34</u>
26	Changes in Inventories		
	(a) Opening Stock of Inventory		
	Finished Goods	14.36	-
	Stock in Process	344.54	159.07
	Sub Total (a)	<u>358.90</u>	<u>159.07</u>
	(b) Closing Stock of Inventory		
	Finished Goods	59.69	14.36
	Stock in Process	484.45	344.54
	Sub Total (b)	<u>544.14</u>	<u>358.90</u>
	(Increase)/Decrease in Stocks (a) - (b)	<u>(185.24)</u>	<u>(199.83)</u>
27	Manufacturing Expenses		
	Power and Fuel	326.75	338.74
	Consumable Stores	62.55	54.05
	Testing Charges	13.47	17.23
	Water Charges	35.05	31.30
	Effluent Treatment Charges	156.38	124.54
	Repairs and Maintenance		
	to Plant & Machinery	72.62	70.34
	to Buildings	3.35	6.96
	Factory Maintenance	31.82	32.23
	Total	<u>701.99</u>	<u>675.39</u>

Mahi Drugs Private Limited
Notes to the Financial Statements
(All amounts in Indian Rupees in Lakhs, unless otherwise stated)

Note No	Particulars	Year Ended 31.03.2023	Year Ended 31.03.2022
28	Employee Benefits Expense		
	Salaries, Wages and Bonus	765.49	636.38
	Contribution to Provident Fund	33.42	27.86
	Contribution to ESI	3.33	3.06
	Staff Welfare Expenses	68.29	71.55
	Total	870.53	738.85
29	Finance Cost		
	Interest on Non Current Borrowings	166.58	148.97
	Interest on Others	1.21	1.04
	Bank Charges	2.26	4.88
	Total	170.05	154.89
30	Depreciation and Amortisation Expense		
	Depreciation on Property, Plant and Equipment	261.57	201.56
	Total	261.57	201.56
31	Other Expenses		
	Rent	6.37	0.1700
	Rates and Taxes	20.90	18.2815
	Repairs & Maintenance to Other Assets	0.73	0.7964
	Insurance	22.72	14.0657
	Travelling and Conveyance	2.04	0.7671
	Communication Expenses	1.28	1.3125
	Printing and Stationery	8.69	7.2949
	Payments to Auditors	3.00	3.0000
	Vehicle Maintenance	9.27	5.9646
	Interest on Indirect Taxes	0.12	0.1264
	General Expenses	23.20	17.5393
	Carriage Outward	8.80	5.1550
	Corporate Social Responsibility	1.89	1.0000
	Exchange Fluctuation	1.08	12.33
	Total	110.09	87.80
31.1	Details of payment to Auditors		
	Statutory Audit fee	2.00	2.00
	Tax Audit fee	1.00	1.00
	Total	3.00	3.00

Mahi Drugs Private Limited
Notes to the Financial Statements
(All amounts in Indian Rupees in Lakhs, unless otherwise stated)

Note No	Particulars	Year Ended 31.03.2023	Year Ended 31.03.2022
32	Income Tax Expense		
	Current Tax		
	Current Tax on Profits for the Year	-	-
	Adjustments for Current Tax of Prior Years	-	(0.15)
	Total Current Tax	-	(0.15)
	Deferred Tax		
	Increase(Decrease) in Deferred Tax Liabilities	196.17	151.94
	Decrease(increase) in Deferred Tax Assets	(191.00)	(167.69)
	Acturial (Gain)/Loss	0.90	(0.56)
	Total Deferred Tax Expense/(Benefits)	6.07	(16.31)
	Total Tax Expenses	6.07	(16.46)
32.1	Income Tax Recognised in Statement of Profit and Loss		
	(a) Profit Before Income Tax Expenses	(15.29)	(24.60)
	(b) Enacted Tax Rate in India	26.00%	26.00%
	(c) Expected Tax Expenses (a)x(b)	(3.98)	(6.40)
	(d) Tax Effect of :		
	Expenses not allowed under Tax Laws	13.47	(18.91)
	Adjustment for allowable Expenses under Tax Laws	(3.43)	9.00
	Tax expenses of Earlier Years	-	(0.15)
	Total Adjustments	10.04	(10.06)
	Expenses as per Profit & Loss	6.07	(16.46)
33	Other Comprehensive Income		
	Actuarial Gain/(Loss) on Post Employment Benefit Expenses	(3.14)	1.61
	Return on Plan Assets excluding net interest	(0.32)	0.40
		(3.46)	2.01
	Deferred Taxes on above	0.90	(0.56)
	Net Comprehensive Income	(2.56)	1.45
34	Earnings Per Share		
	(a) Net Profit	(21.36)	(8.14)
	(b) Weighted Avg.No. of Equity Shares	70,59,146	48,73,527
	(c) Earnings Per Share (Amt in Rs.)	(0.30)	(0.17)
35	Note on CSR Liability		

As per Section 135 (I) of the Companies Act, 2013 Corporate Social Responsibility provisions are not applicable to the Company for the financial year 2022-23, as the Company is within the specified limits of the said section

36 Post Employment Benefits

36.1 Defined Contribution Plans

36.1.1 Employer's Contribution to Provident Fund:

Contributions are made to provident fund in India for employees at the rate of 12% of the employees qualifying salary as per regulations. The contributions are made to registered provident fund administered by the government. The obligation of the company is limited to the amount contributed and it has no further contractual nor any constructive obligation. The expense recognised during the year towards Provident Fund Contribution is Rs.33.42 Lakhs (Previous Year Rs. 27.86 Lakhs).

36.1.2 Employer's Contribution to State Insurance Scheme:

Contributions are made to State Insurance Scheme in India for employees at the rate of 3.25%. The Contributions are made to Employee State Insurance Corporation(ESI) to the respective State Governments of the Company's location. This Corporation is administered by the Government and the obligation of the company is limited to the amount contributed and it has no further contractual nor any constructive obligation. The expense recognised during the year towards ESI Contribution is Rs.3.33 Lakhs (Previous Year - Rs. 3.06 Lakhs).

36.2 Defined Benefit Plans

The Company has a defined benefit gratuity plan governed by Payment of Gratuity Act, 1972. Every Employee who has completed five years or more of service is entitled to a gratuity on departure at 15 days salary for each completed year of Service. The Scheme is funded through a policy with Life Insurance Corporation of India (LIC).

The Company has a defined benefit Compensated Absence Plan governed by the Factories Act, 1948. Every Employee who has worked for a period of 240 days or more during a calendar year shall be allowed during the subsequent calendar year, leave with wages for a number of days calculated as per Act.

The following table summarise net benefit expenses recognised in the statement of profit and loss, the status of funding and the amount recognised in the Balance Sheet for both the plans:

Particulars	31st March, 2023		31st March, 2022	
	Gratuity (funded)	Leave Encashment (unfunded)	Gratuity (funded)	Leave Encashment (unfunded)
36.2.1 Net Employee Benefit Expense (recognised in Employee Benefit Expenses)				
Current Service Cost	16.09	20.39	10.86	7.44
Interest Cost	0.84	0.94	0.12	0.28
Contribution Paid	(5.99)	(0.53)	(6.12)	(0.33)
Actuarial (Gain)/Loss otherthan OCI	-	(12.16)	-	0.92
Net Employee Benefit Expenses	10.93	8.64	4.86	8.31
36.2.2 Other Comprehensive Income				
Actuarial Gain/(Loss)	3.14	-	1.61	-
Actual return on plan assets	0.32	-	0.40	-
	3.46	-	2.01	-
36.2.3 Amount recognised in the Balance Sheet				
Defined Benefit Obligation	68.11	21.21	46.96	12.57
Fair Value of Plan Assets	(39.69)	-	(32.93)	-
	28.42	21.21	14.03	12.57
36.2.4 Change in the Present Value of the Defined Benefit Obligation				
Opening Defined Benefit Obligation	46.96	12.57	33.54	4.26
Current Service Cost	16.09	20.39	10.86	7.44
Interest Cost	3.43	0.94	2.26	0.28
Benefits Paid	(1.51)	(0.53)	(1.31)	(0.33)
Net Actuarial (gain)/ losses	3.14	(12.16)	1.61	0.92
Closing Defined Benefit Obligation	68.11	21.21	46.96	12.57

36.2.5 Change in the Fair Value of Plan Assets				
Opening Fair Value of Plan Assets	32.93	-	26.38	-
Return on Plan Assets Excluding Interest Income	(0.32)	-	(0.40)	-
Interest Income	2.59	-	2.14	-
Contributions	5.99	-	6.12	-
Benefits Paid	(1.51)	-	(1.31)	-
Closing Fair Value of Plan Assets	39.68	-	32.93	-
36.2.6 Actuarial (Gain)/Loss on Obligation				
Due to Demographic Assumption	-	-	-	-
Due to Financial Assumption	1.06	-	(3.73)	-
Due to Experience	2.08	-	5.34	-
Return on Plan Assets excluding Interest	-	-	-	-
Total Actuarial (Gain)/Loss	3.14	-	1.61	-

36.2.7 The major categories of plan assets as a percentage of the fair value of total plan assets are as follows:

Particulars	31st March, 2023	31st March, 2022
*Fund managed by Life Insurance Corporation of India (Unquoted)	100%	100%

*Fund is managed by LIC as per IRDA guidelines, category-wise composition of the plan assets is not available. Expected Return on Assets is based on rate of return declared by fund managers.

36.2.8 Actuarial Assumptions for estimating Company's Defined Benefit Obligation:

Particulars	31 March 2023	31 March 2022
Discount rate	7.25%	7.37%
Attrition Rate	PS : 0 to 40 : 2%	PS : 0 to 40 : 2%
Expected rate of increase in Salary	6.00%	6.00%
Expected rate of return on Plan Assets		
Mortality Table	IALM (2012-14) Ult.	IALM (2012-14) Ult.
Expected average remaining Service (Yrs)	18.94	19.45

(a) Assumptions regarding future mortality experience are set in accordance with the published statistics by the Life Insurance Corporation of India.

(b) Plan assets does not comprise any of the Company's own financial instruments or any assets used by the Company. The Company has the plan covered under a policy with the Life Insurance Corporation of India.

(c) The Significant actuarial assumptions for the determination of the defined benefit obligation are the discount rate, the salary growth rate and the average life expectancy. The calculation of the net defined benefit liability is sensitive to these assumptions. However, the impact of these changes is not ascertained to be material by the management.

36.2.9 Sensitivity analysis

The sensitivity of the defined benefit obligation to changes in the weighted principal assumptions is:

Particulars	31 March 2023	31 March 2022
Defined Benefit Obligation	28.42	14.03
Effect of 1% change in assumed discount rate on defined benefit obligation		
Increase : +1%	59.93	41.27
Decrease: -1%	77.93	53.79
Effect of 1% change in assumed salary escalation rate on defined benefit obligation		
Increase : +1%	77.84	53.73
Decrease: -1%	59.88	41.22

The above sensitivity analysis is based on a change in an assumption while holding all other assumptions constant. In practice, this is unlikely to occur and changes in some of the assumptions may be correlated. When calculating the sensitivity of the defined benefit obligation to significant actuarial assumptions, the same method (Projected Unit Credit Method) has been applied while calculating the defined benefit liability recognised within the Balance Sheet.

36.2.10 Other Information

(i) Expected rate of return basis

Since the scheme funds are invested with LIC of India EROA is based on rate of return declared by fund managers

(ii) Description of Plan Assets and Reimbursement Conditions

100% of the Plan Asset is entrusted to LIC of India under their Group Gratuity Scheme. The reimbursement is subject to LIC's Surrender Policy

(iii) Discount Rate

The discount rate has decreased from 7.37% to 7.25% and hence there is a Increase in liability leading to actuarial loss due to change in discount rate.

(iv) Present Value of Defined Benefit Obligation:

Present value of the defined benefit obligation is calculated by using Projected Unit Credit Method (PUC Method). Under the PUC Method, a "projected accrued benefit" is calculated at the beginning of the year and again at the end of the year for each benefit that will accrue for all active members of the Plan. The "Projected accrued benefit" is based on the Plan's accrual formula and upon service as of the beginning or end of the year, but using a member's final compensation, projected to the age at which the employee is assumed to leave active service. The Plan Liability is the actuarial present value of the " Projected accrued benefits" as of the beginning of the year for active members.

(v) Expected Average remaining service vs. Average remaining future service:

The average remaining service can be arithmatically arrived by deducting current age from normal retirement age whereas the expected average remaining service is arrived actuarially by applying multiple decrements to the average remaining future service namely mortality and withdrawals. Thus, the expected average remaining service is always less than the average remaining future service.

(vi) Current and Non Current Liability:

The total of current and non-current liability must be equal with the total of PVO (Present value obligation) at the end of the period plus short term compensated liability if any. It has been classified in terms of " Schedule III" of the Companies Act, 2013.

(vii) Defined Benefit Liability and Employer Contributions

The Company has purchased insurance policy to provide for payment of gratuity to the employees. Every year, the insurance company carries out a funding valuation based on the latest employee data provided by the Company. Any deficit in the assets arising as a result of such valuation is funded by the Company. The company considers that the contribution rate set at the last valuation date are sufficient to eliminate the deficit over the agreed period and that regular contributions, which are based on service costs will not increase significantly.

The Weighted Average duration of the defined benefit obligation is 13.98 years(Previous Year 14.12 years). The expected cash flows over the subsequent years is as follows:

Expected Payout Gratuity	31st March, 2023	31st March, 2022
1st Year	1.23	0.78
2nd Year	1.44	1.03
3rd Year	1.60	1.17
4th Year	2.05	1.30
5th Year	2.21	1.55
beyond 5th Year	29.46	15.44

36.2.11 Risk exposure

Though it is defined benefit plans, the company is exposed to a number of risks, the most significant of which are detailed below:

(a) Investment / Interest Risk:

The Company is exposed to Investment / Interest risk if the return on the invested fund falls below the discount rate used to arrive at present value of the benefit.

(b) Longevity Risk:

The Company is not exposed to risk of the employees living longer as the benefit under the scheme ceases on the employee separating from the employer for any reason.

(c) Risk of Salary Increase

The Company is exposed to higher liability if the future salaries rise more than assumption of salary escalation.

37 Assets Pledged as Security

For Non Current Borrowings

Secured by First Charge on Property, Plant and Equipment, Investment Property and Second Charge on Current Assets.

The carrying amounts of Company's assets pledged as security for Non Current Borrowings of an amount of Rs 1,349.61 Lakhs (Previous year Rs 1,752.41 Lakhs) are as follows:

Particulars	31st March, 2023	31st March, 2022
Property, Plant and Equipment	8,874.32	4,330.32
Current Assets	1,640.80	1,286.41
Total Assets Pledged as Security	10,515.12	5,616.73

Mahi Drugs Private Limited

Notes to the Financial Statements

(All amounts in Indian Rupees in Lakhs, unless otherwise stated)

Financial Instruments and Risk Management

Categories of Financial Instrument

Particulars	Notes	Level	As at		As at	
			31 March, 2023		31 March, 2022	
			Carrying Value	Fair Value	Carrying Value	Fair Value
A. Financial Assets						
(i) Non Current						
(a) Other Financial Assets	6	3	42.99	42.99	42.99	42.99
Sub - Total			42.99	42.99	42.99	42.99
(ii) Current						
(a) Trade Receivables	9	refer	54.23	54.23	5.75	5.75
(b) Cash and Cash Equivalents	10	note	112.64	112.64	3.96	3.96
(c) Other Bank Balances	11	38.2	233.21	233.21	221.48	221.48
Sub - Total			400.08	400.08	231.19	231.19
Total Financial Assets			443.07	443.07	274.18	274.18
B. Financial Liabilities						
(i) Non Current						
(a) Borrowings	16	3	897.17	897.17	1,348.54	1,348.54
(ii) Current						
(a) Borrowings	19	refer	452.44	452.44	403.87	403.87
(b) Trade Payables	20	note	514.23	514.23	704.35	704.35
(c) Other Financial Liabilities	21	38.2	743.79	743.79	378.44	378.44
Sub - Total			1,710.46	1,710.46	1,486.66	1,486.66
Total Financial Liabilities			2,607.63	2,607.63	2,835.20	2,835.20

38.1 The Company's Principal Financial liabilities comprise Loans and Borrowings, Trade Payables and other Liabilities. The main purpose of these financial Liabilities is to Finance the Company's Operations. The Company's Principal Financial Assets include Trade and other Receivables, Cash and Cash Equivalents, Bank Balances that derive directly form its Operations.

38.2 The Carrying Amounts of Trade Payables, other Financial Liabilities, Cash and Cash equivalents, other Bank Balances, Trade Receivables and Other Financial Assets are considered to be the same as their fair values due to their short term nature.

38.3 Other Non Current Financial Assets consists of certain non current portion relating to deposits with Government authorities where the fair value is considered to be the carrying value.

39 Fair Value Measurements

39.1 Fair Value Hierarchy

Financial assets and financial liabilities measured at fair value in the statement of financial position are grouped into three levels of a fair value hierarchy. The three levels are defined based on the observability of significant inputs to the measurement, as follows:

Level 1: Quoted prices (unadjusted) in active market for identical assets or liabilities.

Level 2: The fair value of financial instruments that are not traded in an active market is determined using valuation techniques which maximise the use of observable market data rely as little as possible on entry specific estimates.

Level 3: If one or more of the significant inputs is not based on observable market data, the instrument is included in level 3.

40 Financial Risk Management Objectives and Policies

Financial Risk Management Framework

The Company is exposed primarily to credit risk, liquidity risk and market risk (fluctuations in foreign currency exchange rates and interest rate), which may adversely impact the fair value of its financial instruments. The Company assesses the unpredictability of the financial environment and seeks to mitigate potential adverse effects on the financial performance of the Company.

40.1 Credit Risk:

Credit risk is the risk that counterparty will not meet its obligations under a financial instrument or customer contract, leading to a financial loss. Credit risk encompasses of both, the direct risk of default and the risk of deterioration of creditworthiness as well as concentration of risks. Credit risk is controlled by analysing credit limits and creditworthiness of customers on a continuous basis to whom the credit has been granted after obtaining necessary approvals for credit. Financial instruments that are subject to concentration of credit risk principally consist of trade receivables, cash and cash equivalents, bank deposits and other financial assets. None of the financial instruments of the Company result in Material Concentration of credit risk.

(i) Financial Instruments and Cash Deposits

For banks and financial institutions, only high rated banks/ institutions are accepted. Other Financial assets (excluding Bank deposits) majorly constitute deposits given to State electricity departments for supply of power, which the company considers to have negligible credit exposure. Counterparty credit limits are reviewed by the Management on an annual basis, and may be updated throughout the year. The limits are set to minimise the concentration of risks and therefore mitigate financial loss through counterparty's potential failure to make payments.

(ii) Expected Credit Loss for Trade Receivables under simplified approach

The Company has used an expected credit loss (ECL) model for assessing the impairment loss. For the purpose, the Company uses a provision matrix to compute the expected credit loss amount. The provision matrix takes into account external and internal risk factors and historical data of credit losses from its customers.

Mahi Drugs Private Limited**Notes to the Financial Statements**

(All amounts in Indian Rupees in Lakhs, unless otherwise stated)

Following are the Expected Credit Loss for Trade Receivables under simplified approach:

Particulars	31st March, 2023	31st March, 2022
Gross Carrying Amount	54.23	5.75
Expected Loss Rate	0.00%	0.00%
Expected Credit Losses (Loss allowance Provision)	-	-
Net Carrying Amount of Trade Receivables	54.23	5.75

Expected Credit Loss for Trade Receivables under simplified approach:

Particulars	Outstanding			Total
	for < 90 days	> 90 days & < 180 days	for > 180 days	
Gross Carrying Amount of Trade Receivables	14.30	39.86	0.07	54.23
Expected Loss Rate	0.00%	0.00%	0.00%	0.00%
Expected Credit Losses (Loss Allowance Provision)	-	-	-	-
Net Carrying Amount of Trade Receivables	14.30	39.86	0.07	54.23

40.2 Liquidity Risk:

Liquidity risk refers to the risk that the Company cannot meet its financial obligations. The objective of liquidity risk management is to maintain sufficient liquidity and ensure that funds are available for use as per requirements. The Company manages liquidity risk by maintaining adequate reserves, banking facilities and reserve borrowing facilities, by continuously monitoring forecast and actual cash flows, and by matching the maturity profiles of financial assets and liabilities.

40.3 Market Risk:

Market risk is the risk that the fair value or future cash flows of a financial instrument will fluctuate because of changes in market prices. Market prices comprise three types of risk, currency rate risk, interest rate risk and other price risks such as equity risk. Foreign currency risk impact is not significant as the foreign currency term loan was hedged with the concerned lender. Other Foreign Currency transactions are very meager.

40.4 Interest Rate Risk:

Interest rate risk is the risk that the fair value or future cash flows of a financial instrument will fluctuate because of change in market interest rates. In order to optimize the Company's position with regards to interest income and interest expenses and to manage the interest rate risk, treasury performs a comprehensive corporate interest risk management by balancing the proportion of fixed rate and floating rate financial instruments in its portfolio.

Particulars	Change in basis points		Effect on Profit before Tax	
	Increase	Decrease	Decrease	Increase
31st March, 2023	0.50%	0.50%	(6.43)	6.43
31st March, 2022	0.50%	0.50%	(8.76)	8.76

The assumed movement in basis points for the interest rate sensitivity analysis is based on the currently observable market environment.

40.5 Other Price Risk:

Other price risk is the risk that the fair value or future cash flows of the Company's financial instruments will fluctuate because of changes in market prices whether those changes are caused by factors specific to the individual financial instrument or its issuer or by factors affecting all similar financial instruments traded in the market.

Mahi Drugs Private Limited

Notes to the Financial Statements

(All amounts in Indian Rupees in Lakhs, unless otherwise stated)

41 Capital Management

For the purposes of the Company's Capital Management, capital includes issued equity capital, share premium and all other equity reserves attributable to the equity holders. The primary objective of the Company's capital management is to maximise the shareholder value.

The Company manages its capital structure in consideration to the changes in economic conditions and the requirements of the financial covenants. The Company monitors capital using a gearing ratio, which is net debt divided by total equity plus net debt. The Company intends to keep the gearing ratio less than 1. The Company includes within net debt, borrowings including interest accrued on borrowings less cash and short term deposits.

Particulars	31st March, 2023	31st March, 2022
Borrowings including Interest Accrued	1,349.61	1,752.41
Less: Cash and Short Term Deposits	345.85	225.44
Net Debt	1,003.76	1,526.97
Equity	707.26	636.85
Other Equity	4,193.83	3,168.55
Total Equity	4,901.09	3,805.40
Total Capital	5,904.85	5,332.37
Gearing Ratio (Net Debt/(Net Debt +Total Equity))	0.17	0.29

42 Contingent Liabilities

Contingint liabilites are Nil as on 31st March 2023. (31st March 2022: Nil.)

43 Commitments

Capital Commitents are Rs 8.66 Lakhs as on 31st March 2023. (31st March, 2022, Rs. 287.12 Lakhs)

44 Segment Information

(a) Description of Segments and Principal Activities

The operations of the Company are limited to one segment viz. Manufacturing and sale of Intermediates of Active Pharma Ingrediats. The products being sold under this segment are of similar nature and comprises of pharmaceutical products only. The Company's Chief Operating Decision Maker (CODM) reviews the internal management reports prepared based on aggregation of financial information of the Company on a periodic basis, for the purpose of allocation of resources and evaluation of performance. Accordingly, management has identified pharmaceutical segment as the only operating segment for the Company.

45 Payables to Micro & Small Enterprises

The Company has certain dues to suppliers registered under Micro, Small and Medium Enterprises Development Act, 2006 ('MSMED Act'). The disclosures pursuant to the said MSMED Act are as follows:

Particulars	As at 31st March, 2023	As at 31st March, 2022
(i) the principal amount and the interest due thereon remaining unpaid to any supplier as at the end of each accounting year;	5.45	7.65
(ii) Interest on payments beyond the appointed day paid to the suppliers during the year		
(iii) Interest due and payable for the delay in making payment to suppliers during the year	1.21	1.03
(iv) Amount of interest accrued and remaining unpaid to suppliers at the end of the year		
(v) Amount of further interest remaining due and payable to suppliers in succeeding years		

The above information regarding Micro and Small Enterprises has been determined to the extent such parties have been identified on the basis of information available with the company. This has been relied upon by the auditors.

46 Related Party Transactions

(a) Key Management Personnel(KMP)

Name	Relationship
Sri T.V.Praveen	Managing Director
Sri TVVSN Murthy	Director
Sri. P.Sarath Kumar	Independent Director (w.e.f 09.08.2022)
Sri. M.Madhu Rao	Nominee Director (w.e.f 01.06.2022)
Sri. G.V. Chaitanya	Director (upto 14.11.2022)

(b) Relatives of KMP

Name	Relationship
Sri. G.V. Chaitanya	Relative of Managing Director and Director

(c) Holding Company:

SMS Lifesciences India Limited

(d) Enterprises overwhich KMP are able to Exercise Significant Influence:

Rchem(Somanahalli) Private Limited

(e) Other Related parties with whom transactions have taken place during the current year and / or previous year:

SMS Pharmaceuticals Limited
Chemwerth Inc

(f) Transactions with Related Parties:

Name of the Company	31st March, 2023 Amount	31st March, 2022 Amount
Key Management Personnel		
Remuneration - (Short Term Employee Benefits)	-	11.55
Relatives of KMP		
Remuneration - (Short Term Employee Benefits)	-	5.77
Holding Company		
SMS Lifesciences India Limited		
Purchase of Goods	917.69	793.49
Sales of Goods	2,627.08	2,702.05
Service Charges	12.00	-
Rent Paid	5.40	-
Enterprise with Significant Influence		
Rchem(Somanahalli) Private Limited		
Purchase of Goods	7.00	28.47
Sales of Goods	-	43.23
Other Related party		
Chemwerth Inc.		
Sales of Goods	20.39	60.16
Sales of Services	206.36	-
Balance (Payable)/Receivable at the year end		
Holding Company		
SMS Lifesciences India Limited	(2,325.78)	(1,760.76)
Enterprise with Significant Influence		
Rchem(Somanahalli) Private Limited	0.30	14.76
Other Related party		
Chemwerth Inc.	(565.82)	(181.74)
SMS Pharmaceuticals Limited	-	0.04

(g) Note:

- i) The above transactions are in the ordinary course of business and are at arm's length price.
- ii) As the future liability for gratuity and leave encashment is provided on an actuarial basis for the Company as a whole, the amount pertaining to the specified persons is not ascertainable and, therefore, not included above. Contribution to Provident Fund was also not included.

47 Ratios

The following are analytical ratios for the year ended March 31, 2023 and March 31, 2022

Particulars	Numerator	Denominator	31st March, 2023	31st March, 2022	Variance	Reasons for Variance
Current Ratio	Current Assets	Current Liabilities	0.35	0.37	-4.87%	
Debt-Equity Ratio	Total Debt	Shareholder's Equity	0.28	0.46	-40.20%	Variance is due to Infusion of Equity and also reduction in liability
Debt Service Coverage Ratio	Earnings available for debt service	Debt service	0.66	0.62	6.11%	
Return on Equity (ROE)	Net profit after taxes	Average Shareholder's Equity	-3.18%	-1.47%	116.27%	Variance is due to Increase in Loss and Infusion of Equity
Inventory Turnover Ratio	Revenue from Operations	Average Inventory	5.91	8.52	-30.62%	Variance is due to Increase in Inventory
Trade Receivables Turnover Ratio	Revenue from Operations	Average Receivables.	118.29	15.37	669.82%	Variance is due to decrease in average Receivables and Increase in Turnover
Trade Payables Turnover Ratio	Purchases	Average Trade Payables	2.86	2.67	7.06%	
Net Capital Turnover Ratio	Revenue from Operations	Working Capital	-1.19	-1.50	-20.56%	Variance is due to decrease in Net working capital
Net Profit Ratio	Net Profit	Revenue from Operations	-0.6%	-0.3%	139.32%	Variance is due to Increase in Loss
Return on Capital Employed (ROCE)	Earnings Before Interest and Taxes (EBIT)	Capital Employed	2.4%	2.3%	5.69%	
Return on Investment	Income generated from investments	Investment	-	-	-	


48 Other Statutory Information


- i) The Company does not have any Benami property, where any proceeding has been initiated or pending against the Group for holding any Benami property.
- ii) The Company does not have any transactions with companies struck off.
- iii) The Company does not have any charges or satisfaction which is yet to be registered with ROC beyond the statutory period.
- iv) The Company has not traded or invested in Crypto currency or Virtual Currency during the financial year.
- v) The Company has not been declared wilful defaulter by any bank or financial institution or government or any government authority.
- vi) The Company has not advanced or loaned or invested funds to any other person(s) or entity(ies), including foreign entities (Intermediaries) with the understanding that the Intermediary shall:
- (a) directly or indirectly lend or invest in other persons or entities identified in any manner whatsoever by or on behalf of the Company (Ultimate Beneficiaries) or
- (b) provide any guarantee, security or the like to or on behalf of the Ultimate Beneficiaries.
- vii) The Company has not received any fund from any person(s) or entity(ies), including foreign entities (Funding Party) with the understanding (whether recorded in writing or otherwise) that the Group shall:
- (a) directly or indirectly lend or invest in other persons or entities identified in any manner whatsoever by or on behalf of the Funding Party (Ultimate Beneficiaries) or
- (b) provide any guarantee, security or the like on behalf of the Ultimate Beneficiaries.
- viii) The Company has not any such transaction which is not recorded in the books of account that has been surrendered or disclosed as income during the year in the tax assessments under the Income Tax Act, 1961 (such as, search or survey or any other relevant provisions for the Income Tax Act, 1961.
- ix) Title deeds of all Immovable propertis were held in the name of the company.

49 Figures have been rounded of to the nearest rupees in Lakhs

50 Previous year figures have been regrouped and reclassified whenever considered necessary to confirm to this year classification

As per our report of even date
for RAMBABU & CO
Chartered Accountants
FRN 002976S


G.V.L. Prasad
Partner
M No. 026548



for and on behalf of the Board
Mahi Drugs Private Limited


TVVSN MURTHY
Director
DIN No: 00465198


T V PRAVEEN
Managing Director
DIN No: 08772030



Place : Hyderabad
Date : 29th May,2022